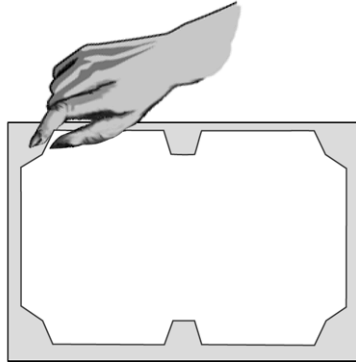



## Anti-Microbial Pre-Cut Paperback Book Cover Instructions

**step  
1**




Remove Anti-Microbial book cover from liner. Lay on flat smooth surface, tacky side up.

**step  
2**



Carefully position closed book, spine down, in center of precut spine area of book cover. Rotate front of book down on to one side of cover. Smooth with Bone Folder.

**step  
3**



Repeat for other side, by rotating book back to spine and down onto remaining side of plastic book cover.

**step  
4**



Open book cover. Firmly smooth down remaining plastic pre-cut tabs to inside of book cover. Repeat for all edges of book cover.